



Aimfxlab.com info@aimfxlab.com
Toll Free 888.318.4005 Tel : 323.344.8620
844 Colorado Blvd. #106
Los Angeles, CA 90041 Rx forms are available at Aimfxlab.com

ALL-CERAMIC & CAT/CAM

- ☐ FX Porcelain Veneer +
- ☐ FX E.max Veneer
- ☐ Lava layered Crown
- ☐ Zirconia layered Crown +
- ☐ Monolithic Zirconia Crown
- ☐ IPS e-max Monolithic Crown
- ☐ IPS e-max Layered Crown +
- ☐ IPS e-max Monolithic Inlay/Onlay
- ☐ Full Jacket Crown

IMPLANTS

- ☐ Cementable ☐ Screw Retained

- ☐ Titanium Stock Abutment
- ☐ Cast Custom Abutment (UCLA type) **
- ☐ Custom Milled Titanium Abutment
- ☐ Zirconia Stock Abutment
- ☐ Custom Milled All Zirconia Abutment
- ☐ Milled Zirconium Abutment W/ Ti Insert
- ☐ Implant Provisional
- ☐ Implant Brand: ☐ Implant Size:
- ☐ When the Dr. provides parts provides parts to lab pls. mention the parts:

PORCELAIN TO METAL

- ☐ Noble (Noble) **
- ☐ White (High Noble) *
- ☐ Maryland Bridge *
- ☐ Captek
- ☐ Porcelain Margin 180
- ☐ Porcelain Margin 360

DIAGNOSTIC WAX-UP

- ☐ Type of Restoration:
- ☐ Crown lengthening
- ☐ Increasemm
- ☐ Matrix for temp fab.
- ☐ Vacuum from Tray
- ☐ Duplicate Model

TEMP. CROWNS

- ☐ Splinted
- ☐ Single Unit
- ☐ Amount of Reduction
- ☐ Light (APPX. 1MM)
- ☐ Medium (APPX. 2MM)
- ☐ Wire Reinforcement
- ☐ Cast Metal Frame

FULL CAST

- ☐ Full Cast Crown (Noble) **
- ☐ Full Cast Crown (High-Noble) *
- ☐ Inlay / Onlay*

COMPOSITE

- ☐ Composite Crown
- ☐ Composite Inlay/Onlay

ENCLOSED WITH CASE

- ☐ Impression ☐ Models ☐ Bite
- ☐ Articulator..... ☐ Veneer
- ☐ Crown ☐ Bridge ☐ Other:

CHECK LIST

- ☐ Correct Alignment ☐ Correction
- ☐ To open Bite.....mm ☐ Reduction Copping
- ☐ Change Shade ☐ Close Diastema
- ☐ Rest to fit Partial ☐ Metal Island
- ☐ Metal Occlusal ☐ Adjust Opposing

Send Us: ☐ Rx's ☐ Shipping labels ☐ Boxes
☐ Other.....

+ USED UNLESS SPECIFIED.*We use semi-precious metal as our default product on all porcelain fused to metal and implant cases as standard unless its specified otherwise .

Account #: Date Sent : / / **DUE DATE :** / /

Dr. Name: Patient Name :

Address : Tel # Sex: ☐ M ☐ F Age

☐ Call Dr. ☐ Redo ☐ Correction ☐ Rush service ☐ Finish case+ ☐ Bisque Try-in ☐ Frame Try-in

☐ Assign to the *Aesthetic Smile Design*

Our premium signature smile department consists of highly skilled technicians who have received exclusive training in advanced aesthetic smile design. This specialized team is designed to meet the highest standards. All anterior restorations and cases more than 6 units are assigned to the Aesthetic Smile Design Team. You may chose to have all of your cases created by our Aesthetic Smile Design Team.

PLASE PROVIDE PHOTOS (info@aimfxlab.com), DIAGNOSTIC WAX-UPS, STUDY MODELS, PRE-UP AND PROVISINAL MODELS ON ALL ANTERIOR RESTORATIONS.

Midline Shift: ☐ R.....mm ☐ L.....mm .

☐ Total Length of Central:..... mm. ☐ Lateral's Incisal Edge : mm Shorter or ☐ Same Length as Central.

☐ From Desired Smile Catalog "Refer to Style: " ☐ Photos Emailed .

SURFACE TEXTUER: ☐ Match Existing ☐ Smooth ☐ Moderate+ ☐ Heavy .

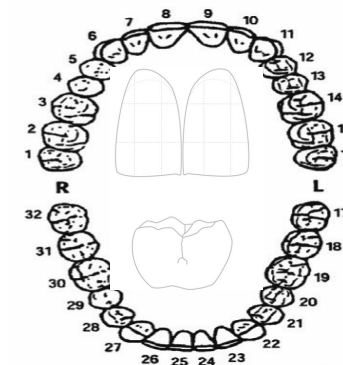
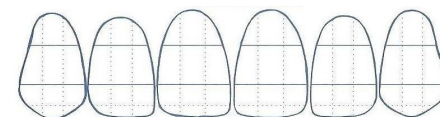
OPACITY LEVEL: ☐ Maximum ☐ Medium+ ☐ Minimum (translucent) ☐ Contact Lens (margin only) .

OCCUSAL STAINING: ☐ No Staining ☐ Light ☐ Medium+ ☐ Heavy .

IMPORTANT NOTES AND INSTRUCTIONS :

FINAL SHADE :

Prep Shade :



DR's Signature **D.D.S License#**

Client agrees to all terms and conditions as specified on reverses of this form.



Terms & Policies

All statements must be paid in full by the 15th of each month. The statement date is the last working day of each month. Accounts not paid within stated terms will be subject to 2% finance charge per month and account will be placed on C.O.D. Accounts that pass the credit limit of \$1000.00 may be placed on C.O.D. All fees and schedules are subject to change without notice. Cases may delay due to technical or administrative reasons from both parties (Dental Lab/Dentist Office).

Conditional Warranty Details

All warranties are conditional. Patient must meet all post-care recommendations prescribed, including but not limited to, mandatory night guard compliance. Replacement or repair which results from any trauma, accident, neglect, abuse, failure of supportive tooth or soft tissues, or improper or inadequate dental hygiene is excluded from warranty. Extra restorative operations, including but not limited to endodontic orthodontic treatment, addition of a partial denture or loosening teeth may void warranty. Aim-FX Dental Art is not responsible for changes regarding teeth that receive restorations, including but not limited to, cases of loss and/or fracturing of abutment teeth prior to, during, or after cementation. This warranty does not apply to any cases and/or restorations that have been recognized as having contraindications by AIM-FX Dental Art. The following circumstances will be charged as new case: 1. Change material 2. Change tooth region (re-prepped to add/change different tooth number). 3. Change shade 4. Change from a product to different one. 5. Original case not returned with remake. Unclear impression, rejected but dr. still wants us to process it. Refunds or credits on accounts are not included in this warranty.

All anterior restorations or cases more than 6 units are assigned to the *Aesthetic Smile Design* Team. You may choose to have all of your cases created by our *Aesthetic Smile Design* Team.

ITEMS RECEIVED

DATE...../...../.....

Impression trays

Models

Bites

Restorations

Dies

Photos

Wax-up models

Implant Parts

Articulator Make

Articulator Box

Articulator Serial #

NOTES (for internal use only)

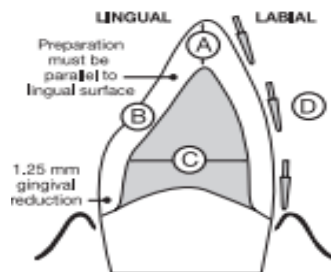
Metal QC _____ Final QC _____

Waxer _____ Finish _____

Lab :

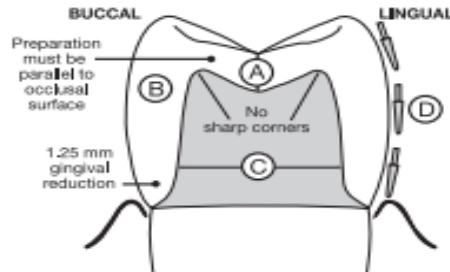
PREPARATION GUIDELINES

PFM ANTERIOR



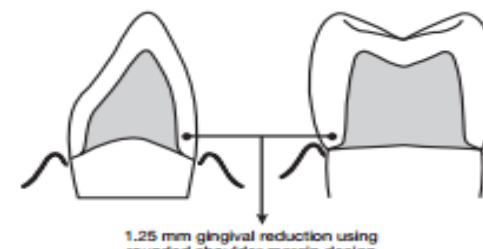
- A. 2 mm incisal reduction
- B. 1.5 mm middle third reduction
- C. Labial and lingual walls must be convergent
- D. Preparation should be cut in three planes

PFM POSTERIOR



- A. 2 mm occlusal reduction
- B. 1.5 mm middle third reduction
- C. Buccal and lingual walls must be convergent
- D. Preparation should be cut in three planes

PFM-PORCELAIN LABIAL OR 360° MARGIN



1.25 mm gingival reduction using rounded shoulder margin design

ALL-CERAMIC/COMPOSITE VENEERS



A. 0.3 to 1 mm labial reduction

INLAY

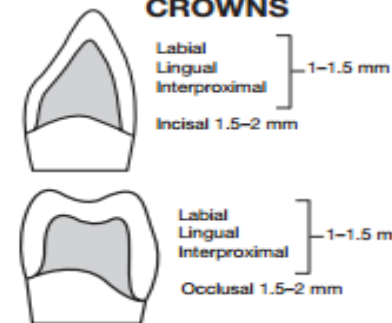


- A. 1.5 to 2 mm occlusal reduction
- B. Round all sharp line angles, occlusal edges and eliminate undercuts.
- C. Proximal and occlusal walls should have 6-8 degrees taper.

ONLAY



ALL-CERAMIC/COMPOSITE CROWNS



Labial
Lingual
Interproximal } 1-1.5 mm
Incisal 1.5-2 mm

Labial
Lingual
Interproximal } 1-1.5 mm
Occlusal 1.5-2 mm